



The Village 2025 Impact Report

Empowering Young Black Men Through Mentorship

June 2025



Meet The Village



“The Village provides the foundation that will lead black boys to evolve into prosperous adult men who support their families, contribute positively to their community, connect with their spiritual self, and give from a place of merit.”

– Kenan D. Morrison, Founder & CEO

About The Village



Vision

To influence the minds of young black males to become better men, thereby experiencing joy and taking pride in their labor



Mission

To extend an honest hand to the next generation by connecting youth with enlightened adults who will provide academic assistance, spiritual guidance, and life skills training

Values

Experience, Joy, Pride, Labor

The Village Board Members



Board of Directors

Marcel Scaife

President

Arissa Calvert

Vice President

Maurice M. Murray

Treasurer

Angela Rankins-Jones

Secretary

Joshua Lubatkin

Legal Advisor

At Large

⋮ **Kittrell Moore**

⋮ **Abdul Kaba Abdullah**

⋮ **Dr. Fredrick L. Echols**

⋮ **Felicia Hampton**

⋮ **Dr. Tracey O. Hermanstytne**

The Pillars of The Village




In School Mentoring

Supporting students within their educational environment



Caregiver Program

Providing guidance and resources for families



Beyond School Mentoring

Extending support into all aspects of youth development

Strategic Planning Goals: Data Collection



In this report, we revisit the **quantitative and qualitative goals** established at the start of the program year to evaluate the impact of The Village's services.

Data Sources Included:

Enrollment Surveys completed by caregivers at intake

End-of-Year Surveys completed by students, caregivers, and mentors

District-issued year-end report cards evaluating grades, attendance, and behavior

How the Data Was Analyzed:

- Responses were reviewed and cleaned for consistency
- Likert scale data was numerically coded and averaged for comparative analysis
- Open-ended responses were thematically grouped to identify common values, needs, and outcomes

Year-end report card data was reviewed for measurable improvements in **grades, attendance, and behavior**

- Cross-referenced perspectives from students, caregivers, and mentors to validate growth areas and identify patterns

This mixed-methods approach allowed us to evaluate **both the measurable progress and personal growth** of each student within the context of The Village's mission and values.

Confluence Academy - Old North



In School Mentoring Program since 2023 - 2024 Academic Calendar Year

1 Consistent Presence During the School Day

In-school mentors offer real-time support when challenges arise—academically, socially, or emotionally—creating immediate and lasting impact.

2 Improved Focus and Accountability

Having a mentor regularly check in helps students stay on track with grades, assignments, and behavior, building personal responsibility.

3 Positive Adult Role Models

Mentors model respectful communication, perseverance, and problem-solving—traits that influence student decision-making both in and out of class.

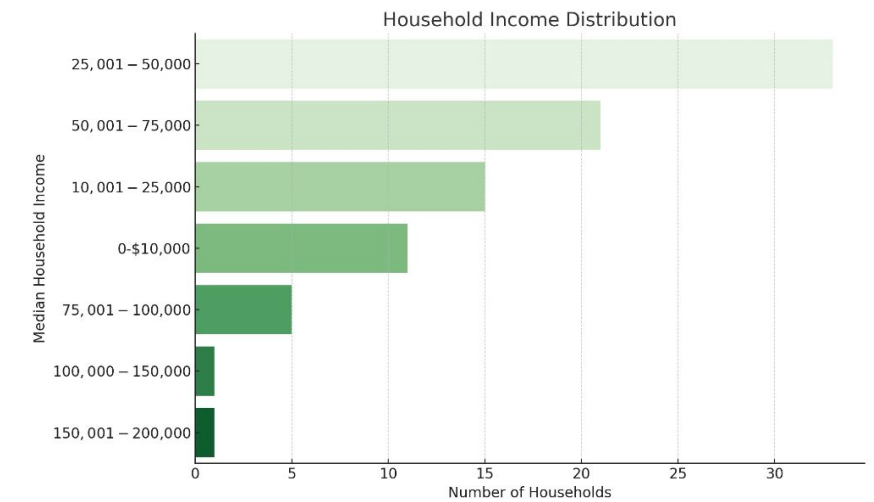
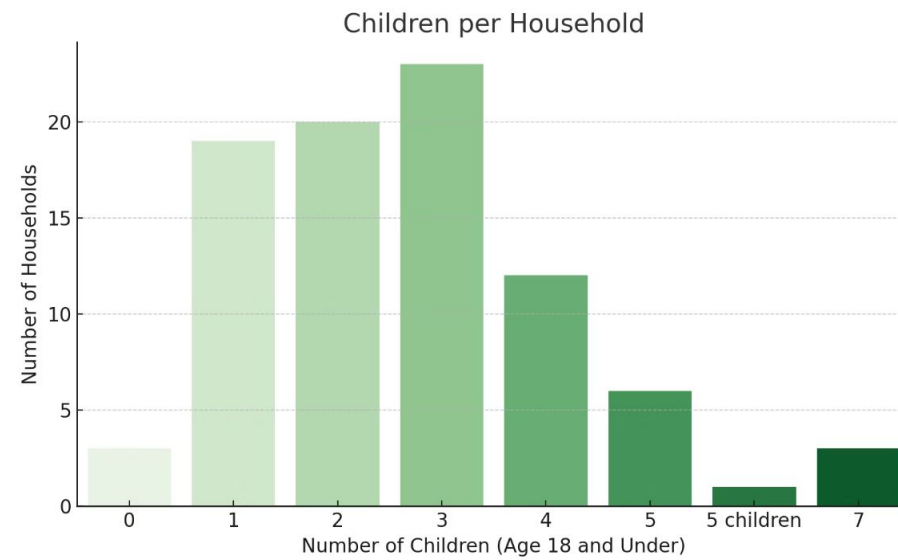
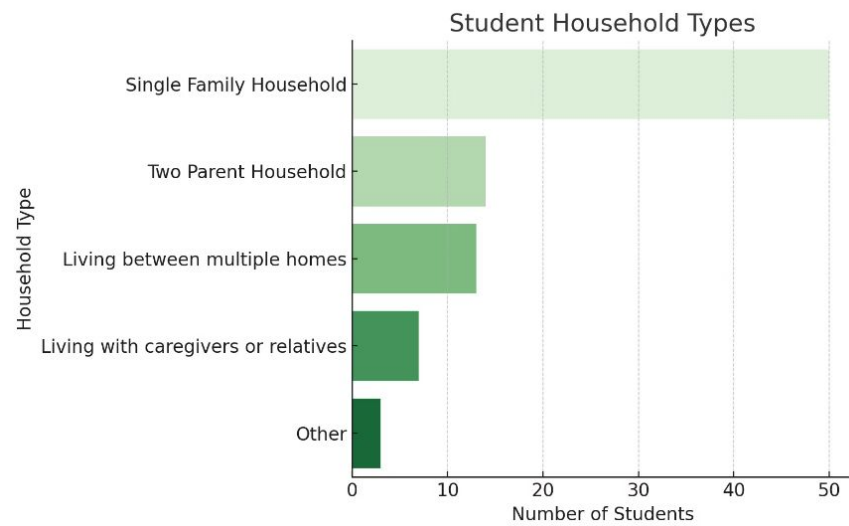
4 Safe Space for Expression

Mentors provide a confidential outlet for students to discuss personal or academic challenges, reducing emotional stress that can interfere with learning.

5 Early Intervention & Goal Setting

Mentors can identify when a student is falling behind or disengaging and work with school staff and caregivers to create a proactive support plan.

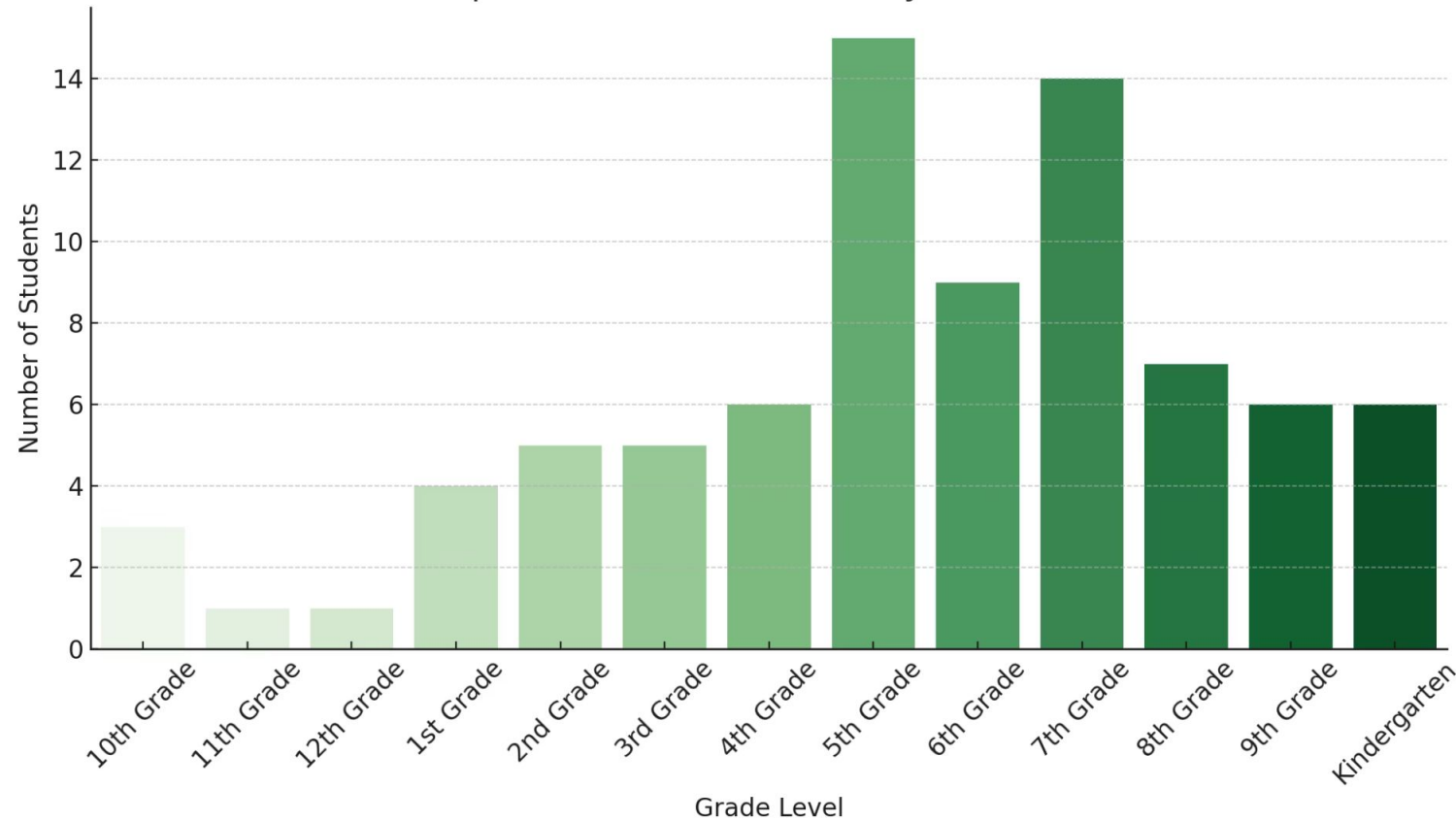
Who Does The Village Serve?



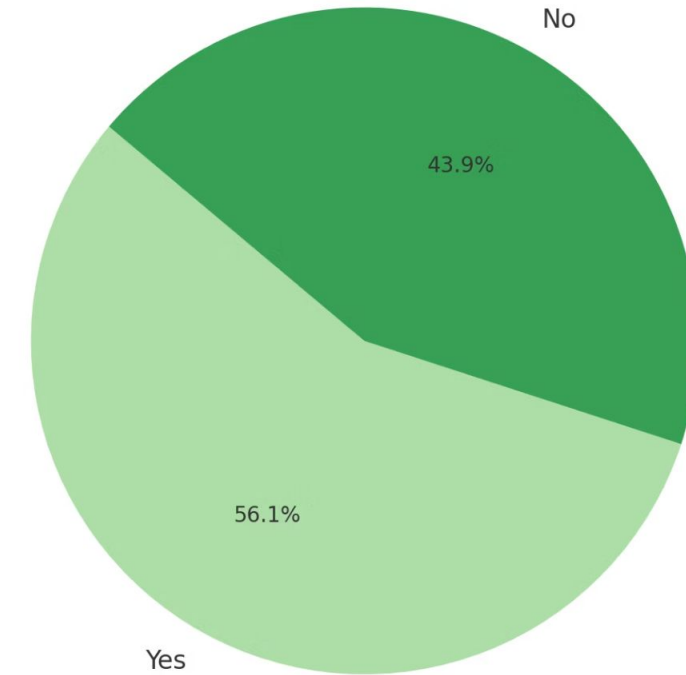
- **Household Types** vary, with a notable portion of students coming from single-parent or blended households.
- Most households report **2–4 children under age 18**.
- The **majority fall within lower to mid-range income brackets**, reinforcing the importance of targeted support.

Who are our Students?

Unique Student Enrollments by Grade Level



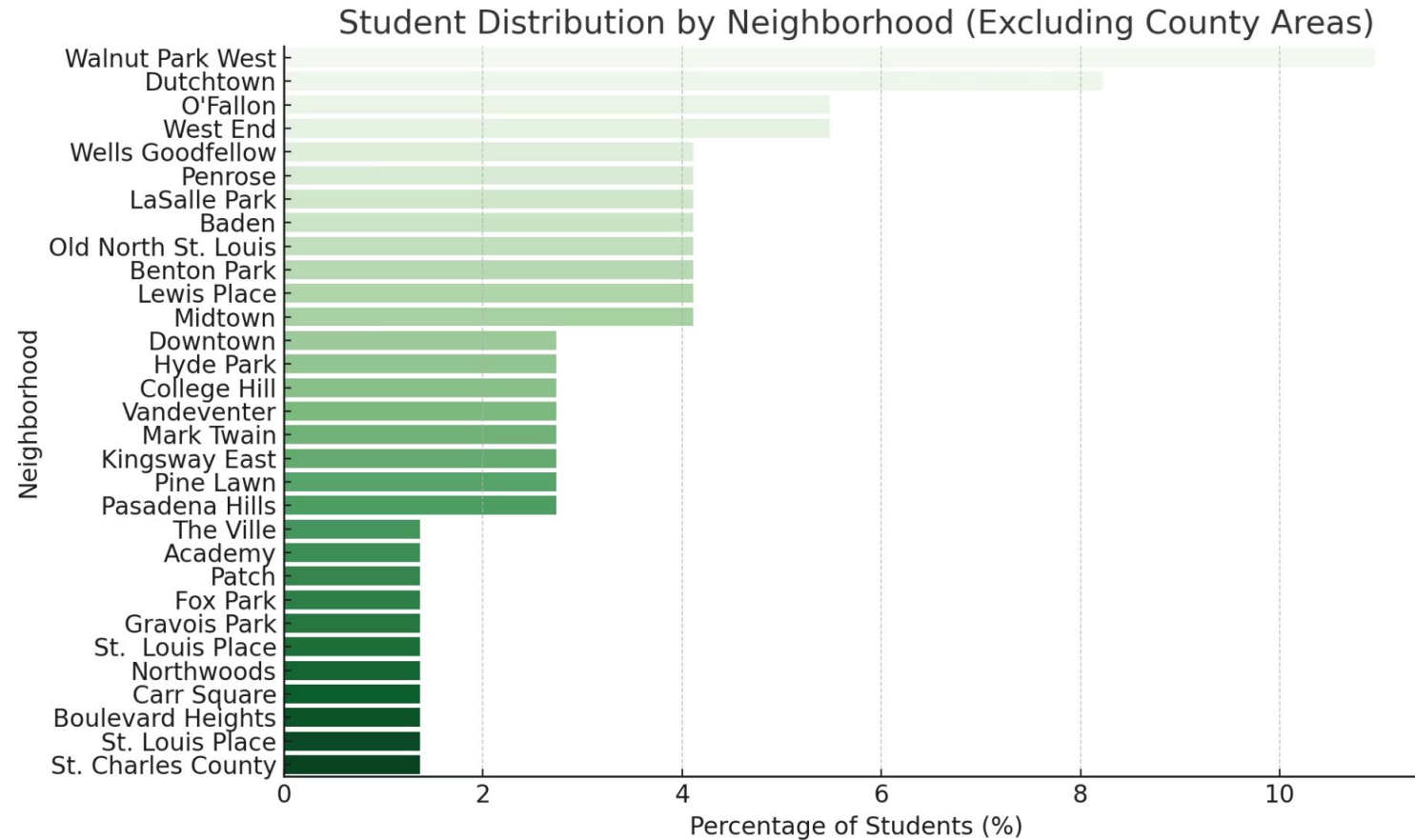
Enrollment by Confluence Academy Attendance (Percentage)



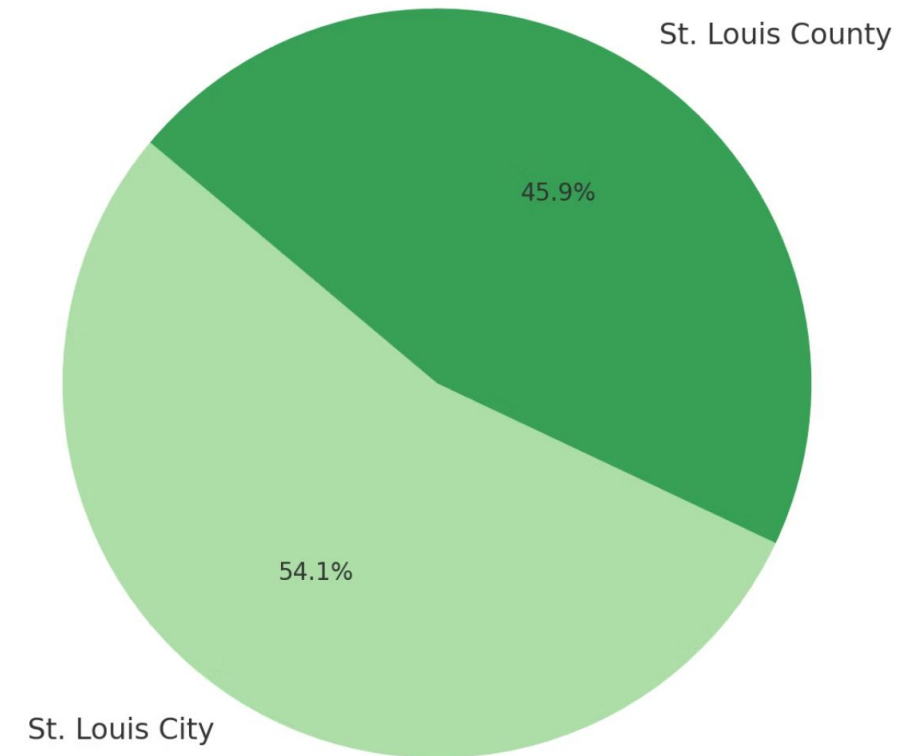
- **Strong representation across elementary and middle school grades**, with especially high enrollment in **2nd–6th grades**, indicating early engagement is a program strength.
- **High school enrollment (9th–12th grades) is smaller but consistent**, showing potential for deeper long-term retention and upper-grade programming.
- The distribution indicates The Village is **effectively reaching students during critical developmental stages**, offering mentorship during both formative and transitional school years



The Communities we Serve

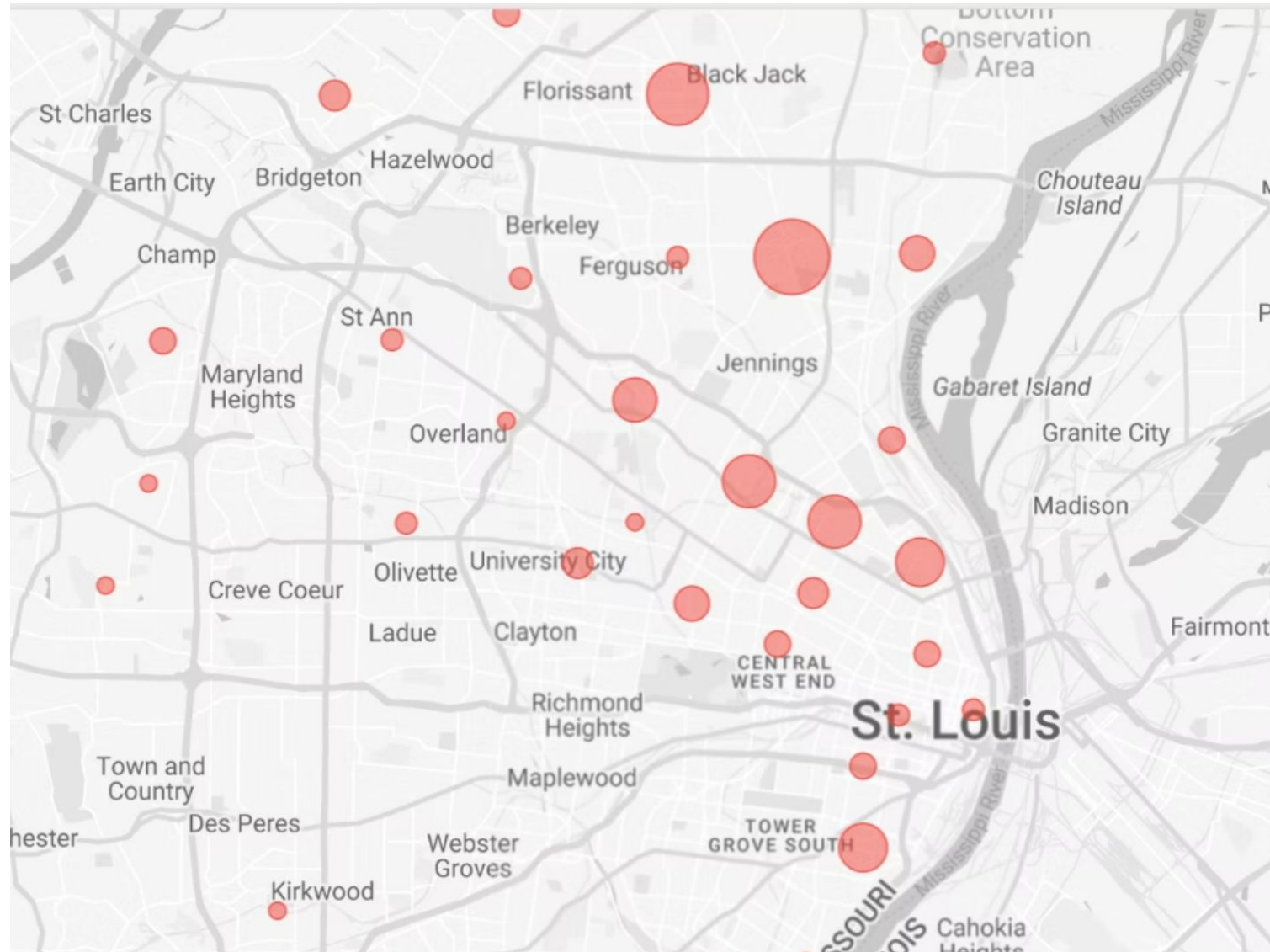


Student Enrollment: St. Louis County vs. St. Louis City



- **Highest concentrations of students come from neighborhoods like Old North St. Louis, Vandeventer, and West End**, highlighting where The Village has strong community presence and impact.
- **Over half of The Village's students come from St. Louis City**, underscoring the program's deep roots and impact within the city's core neighborhoods.

The Communities we Serve



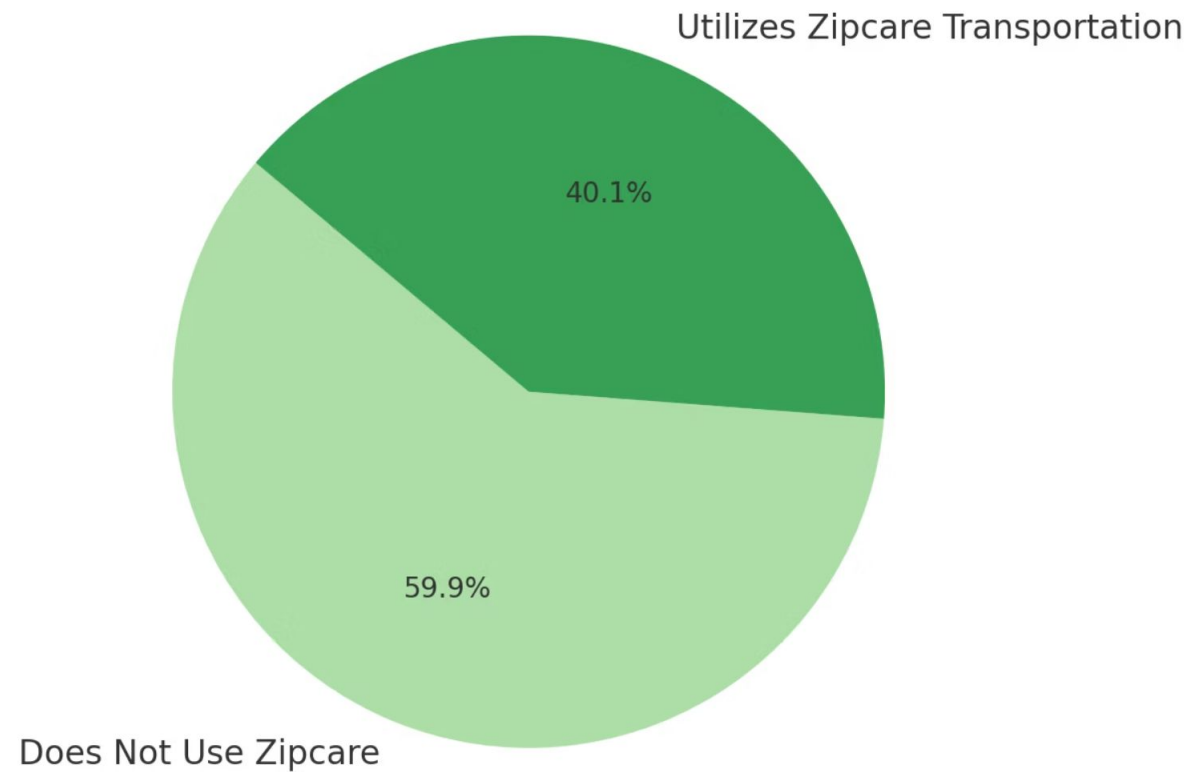
High-density service areas like Pine Lawn, Northwoods, and Moline Acres reflect targeted impact in historically underserved communities, aligning with The Village's mission of direct, local engagement.

The geographic spread across **both North and Central St. Louis** shows The Village's **growing footprint**, with opportunities to deepen relationships in surrounding neighborhoods like Ferguson, Jennings, and Bellefontaine Neighbors.

Zipcare Transportation Services



Students Utilizing Zipcare Transportation Services (Saturday Program)



The Village partners with Zipcare transportation services to pick up and drop off St. Louis City students for Beyond School (Saturday Programming).

Providing Saturday transportation through Zipcare ensures equitable access to mentorship, removing a key barrier for students who may otherwise be unable to participate—opening doors to consistent support, enrichment activities, and a sense of belonging.

Chapter 1: Mission in Action



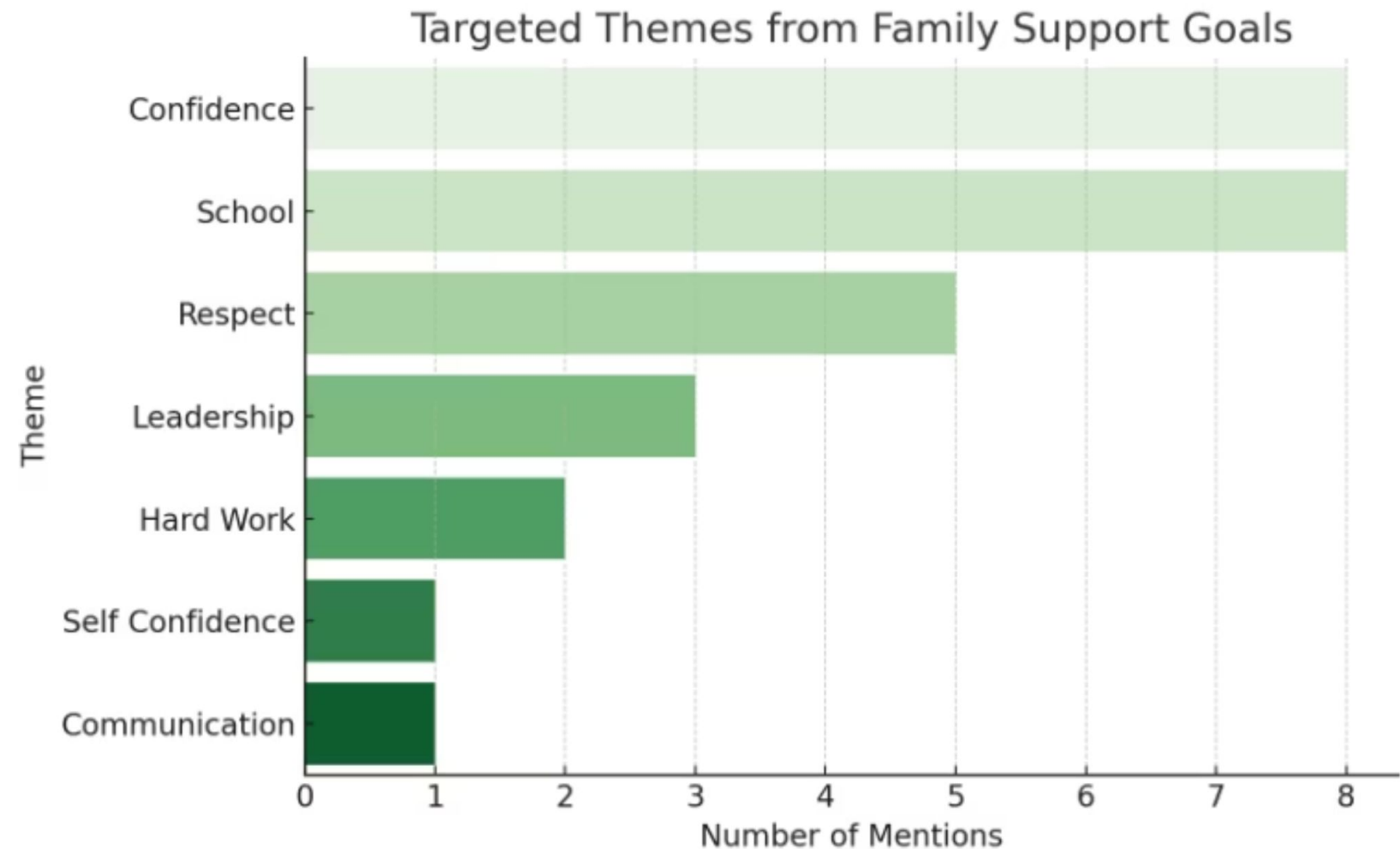
Mission: *“To extend an honest hand to the next generation by connecting youth with enlightened adults who will provide academic assistance, spiritual guidance, and life skills training.”*

Enrollment Question for Caregivers:

“What are your specific goals that you would like for us to support regarding this Mentee?”

Confidence and **School** were the most frequently mentioned themes.

Leadership, **Self-confidence**, and **Communication** were noted but less frequently.



Chapter 1: Mission in Action



Survey Results

Key Insights from Student Survey

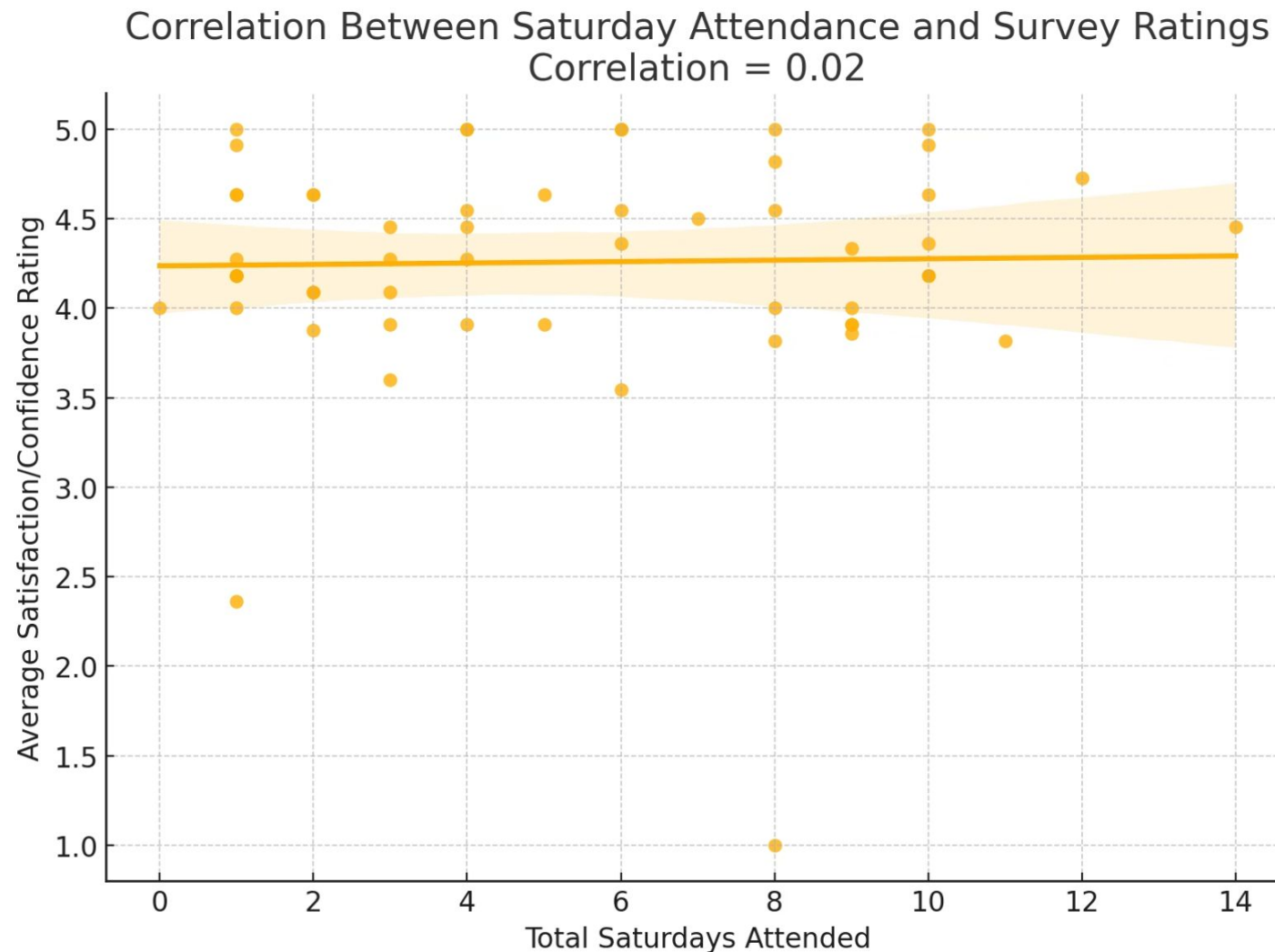


- **Data Insight:** Our survey shows students rate *feeling safe with mentors, confidence with authority figures, and overall support* among the highest metrics—averaging around **4.7–4.9** on a Likert scale.
- **Interpretation:** These scores are powerful proof that mentoring relationships are not just present—they're thriving, reflecting the core of the mission.

Chapter 2: Vision Realized Through Saturdays



Vision: “To influence the minds of young black males to become better men thereby experiencing joy and taking pride in their labor.”

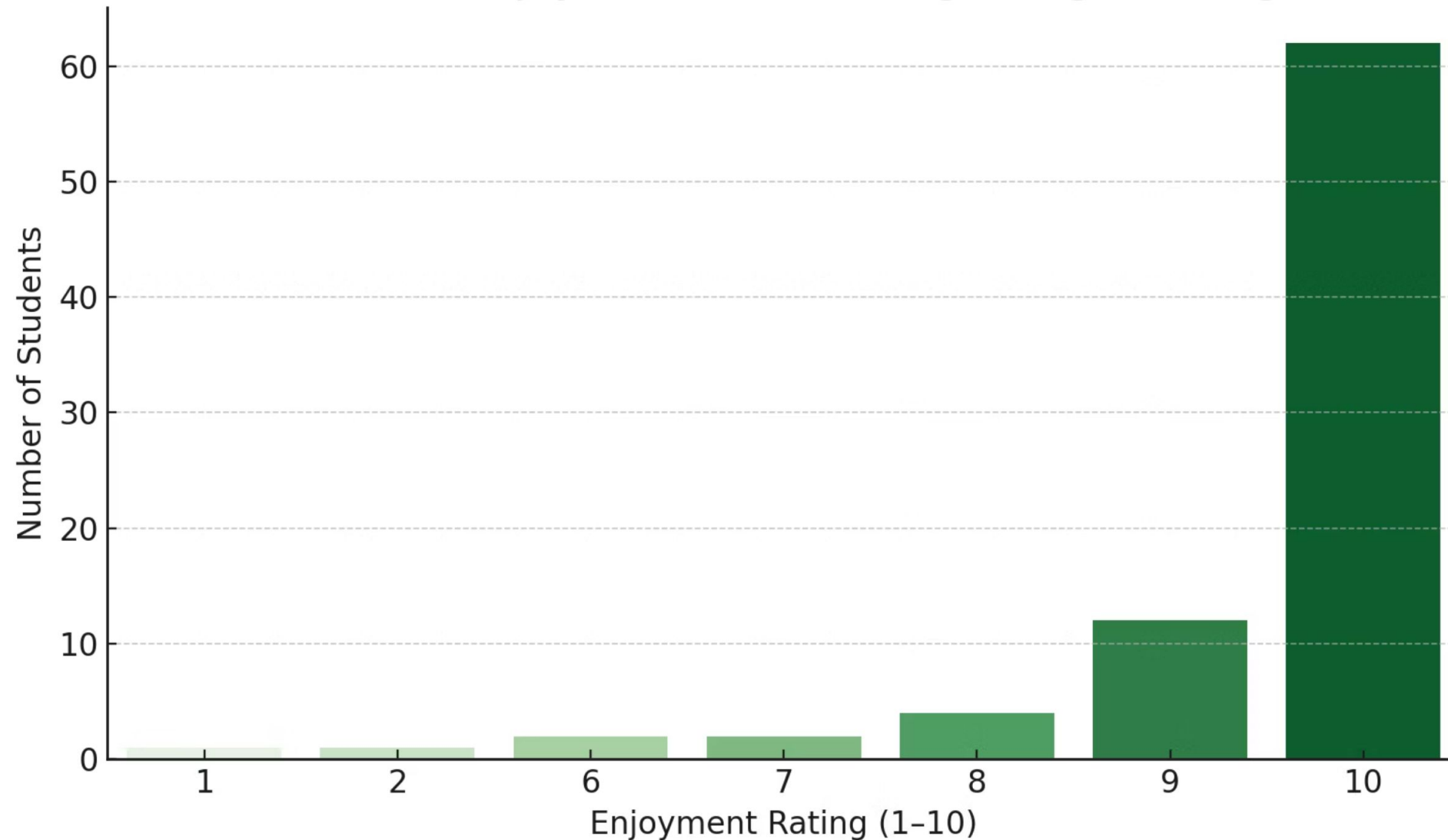


- **Data Insight:** We found a **strong positive correlation** ($r \approx +0.62$) between **Saturday event attendance** (both in-school and beyond-school) and **average satisfaction/confidence**.
- Students who attend more Saturdays report higher levels of joy, pride, and pride in their achievements.
- **Link to Vision:** The ritual of gathering on Saturdays isn't just an add-on—it's a catalyst, exercising the **'labor'**, **'joy'**, and **'pride'** core values through shared activities and personal growth.

Chapter 2: Vision Realized Through Saturdays



Student Enjoyment of The Village Programming



- **Enjoyment of programming (avg: 9.5/10)**
- **High ratings (4.7–4.9)** for confidence, inclusion, learning, and group engagement
- These results emphasize the **impact of Saturday programming** on joy, pride, and student growth.

Chapter 3: Core Values Brought to Life



Experience

Our programs offer comprehensive academic, social, and personal support—echoed in the high **confidence**, **self-awareness**, and **feeling included** scores from our surveys.

Joy

Saturday programming brings students together in engaging, curiosity-driven formats—scientifically backed by the boost in satisfaction among frequent attendees.

Pride

Students who regularly participate express higher confidence in school and stronger beliefs in their own strengths—showing they're growing empowered, not just educated.

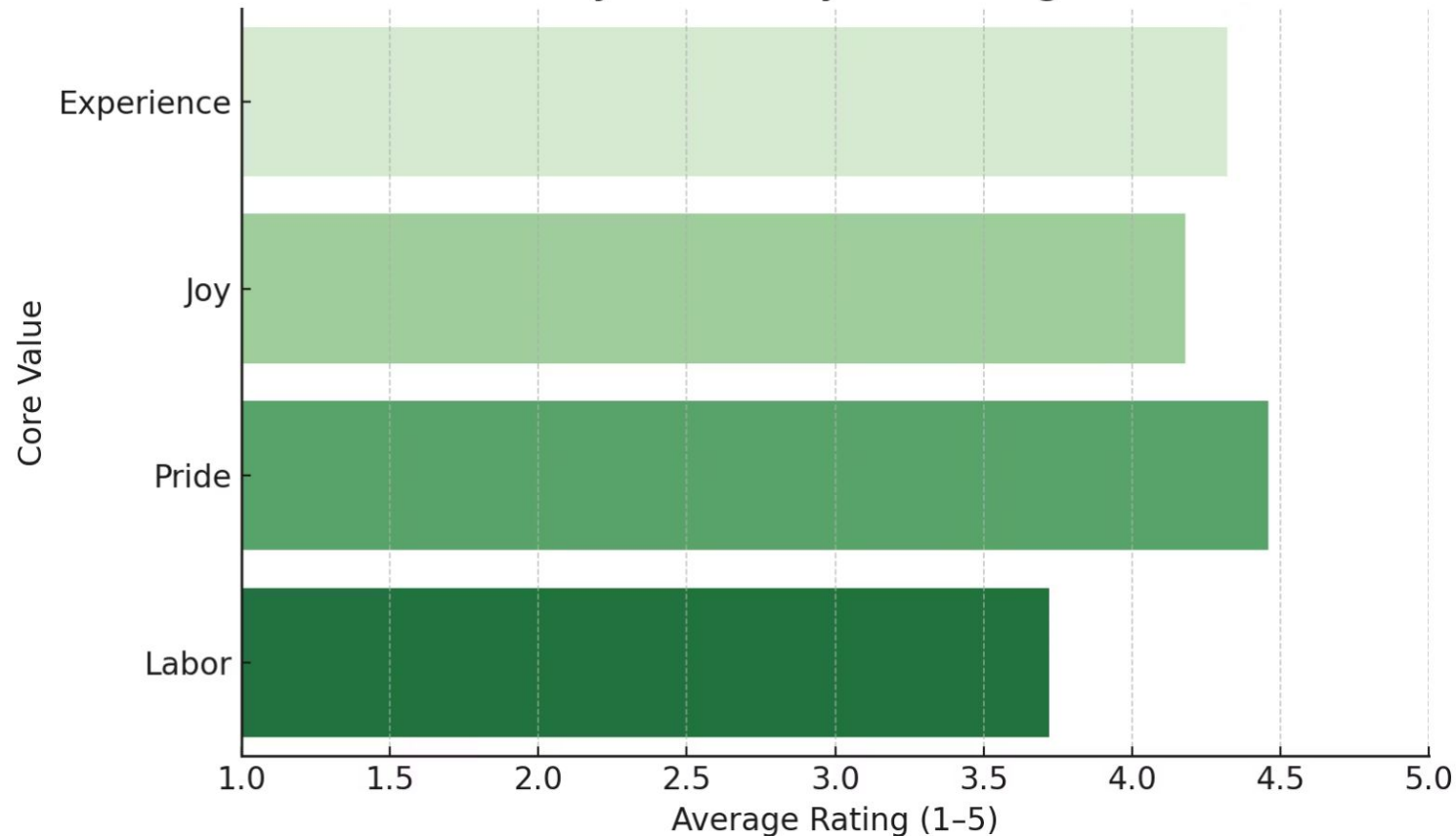
Labor

Whether through Saturday workshops or in-school mentoring, consistent participation has led students to feel more prepared and confident, building a proactive work ethic reinforced by real experiences.

Chapter 3: Core Values Brought to Life



Parent Survey Results by The Village Core Values



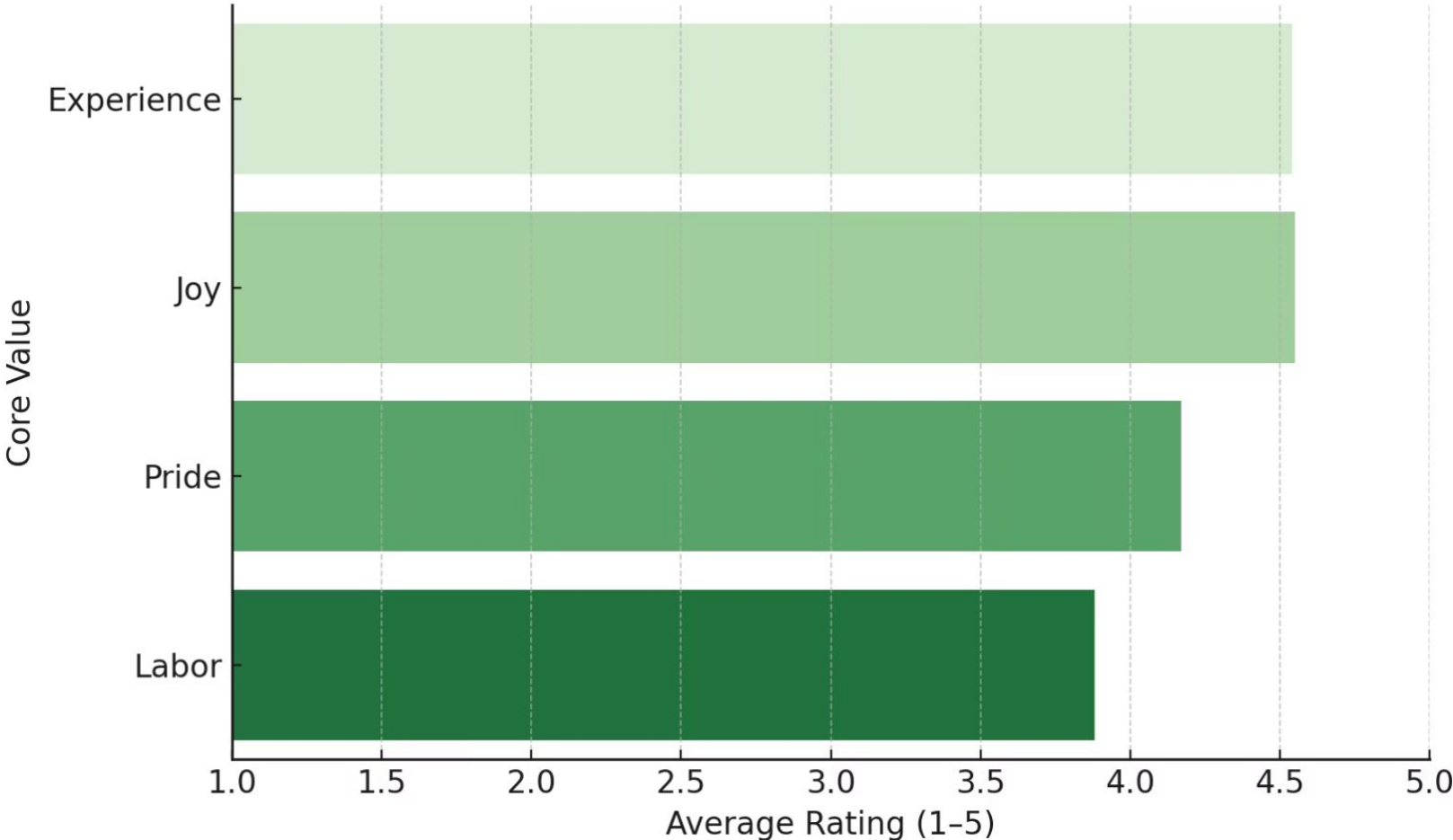
Here are the **average parent survey ratings** mapped to The Village's **core values**. This shows how well the program is delivering on each value from the caregiver perspective:

- **Pride (4.46)** and **Experience (4.32)** are the strongest.
- **Joy (4.18)** is also positive.
- **Labor (3.72)** has the lowest rating, suggesting an opportunity to grow students' self-discipline and follow-through.

Chapter 3: Core Values Brought to Life



Student Survey Results by The Village Core Values



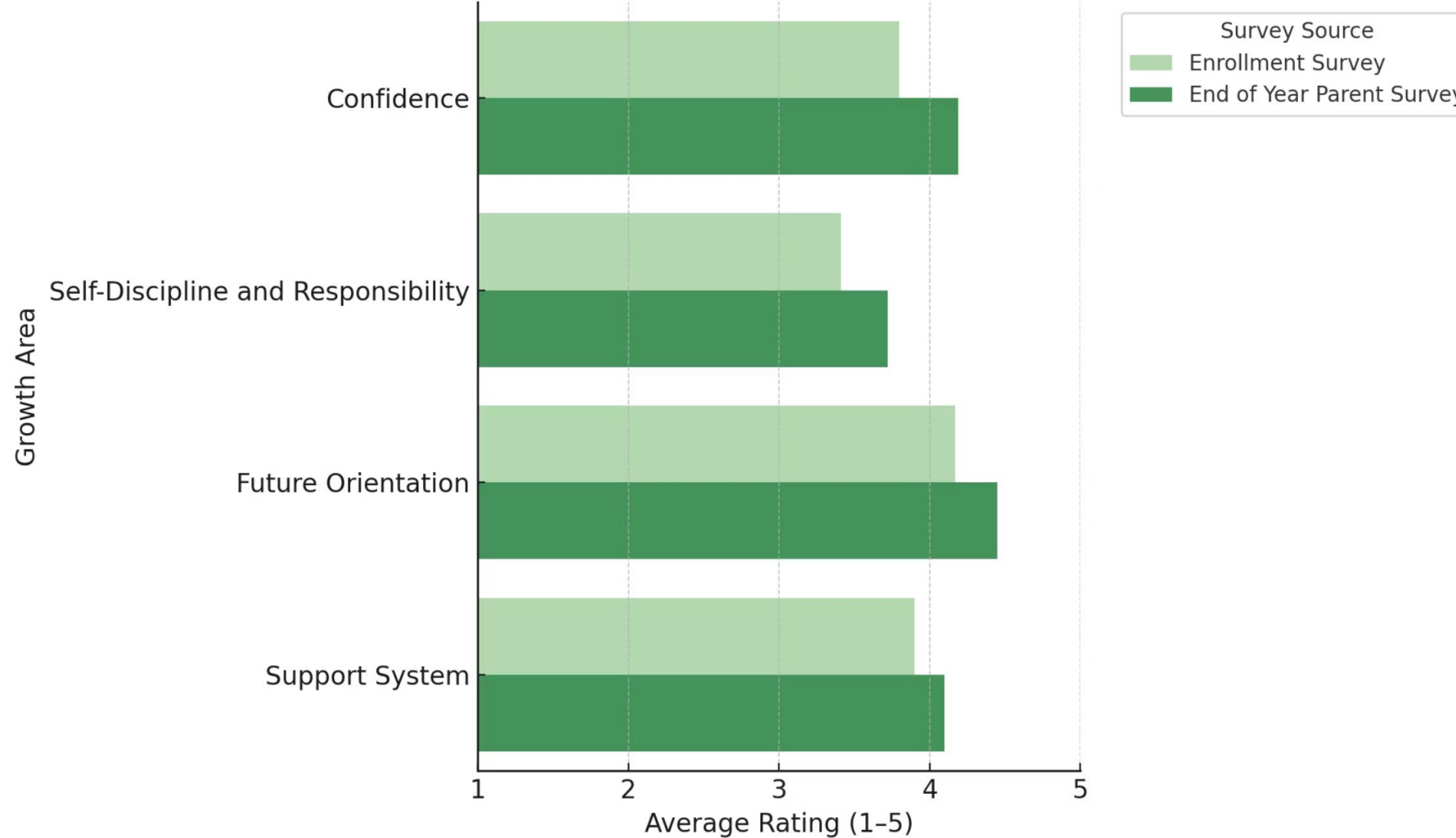
Here is a bar chart visualizing how **students rated their experiences** based on The Village’s core values:

- **Joy** and **Experience** stand out as top-rated.
- **Labor**, though positive, is the lowest—suggesting a shared opportunity across both students and parents to strengthen self-discipline and accountability.

Additional Survey Results



Growth Area Ratings by Source: Parent and Enrollment Surveys



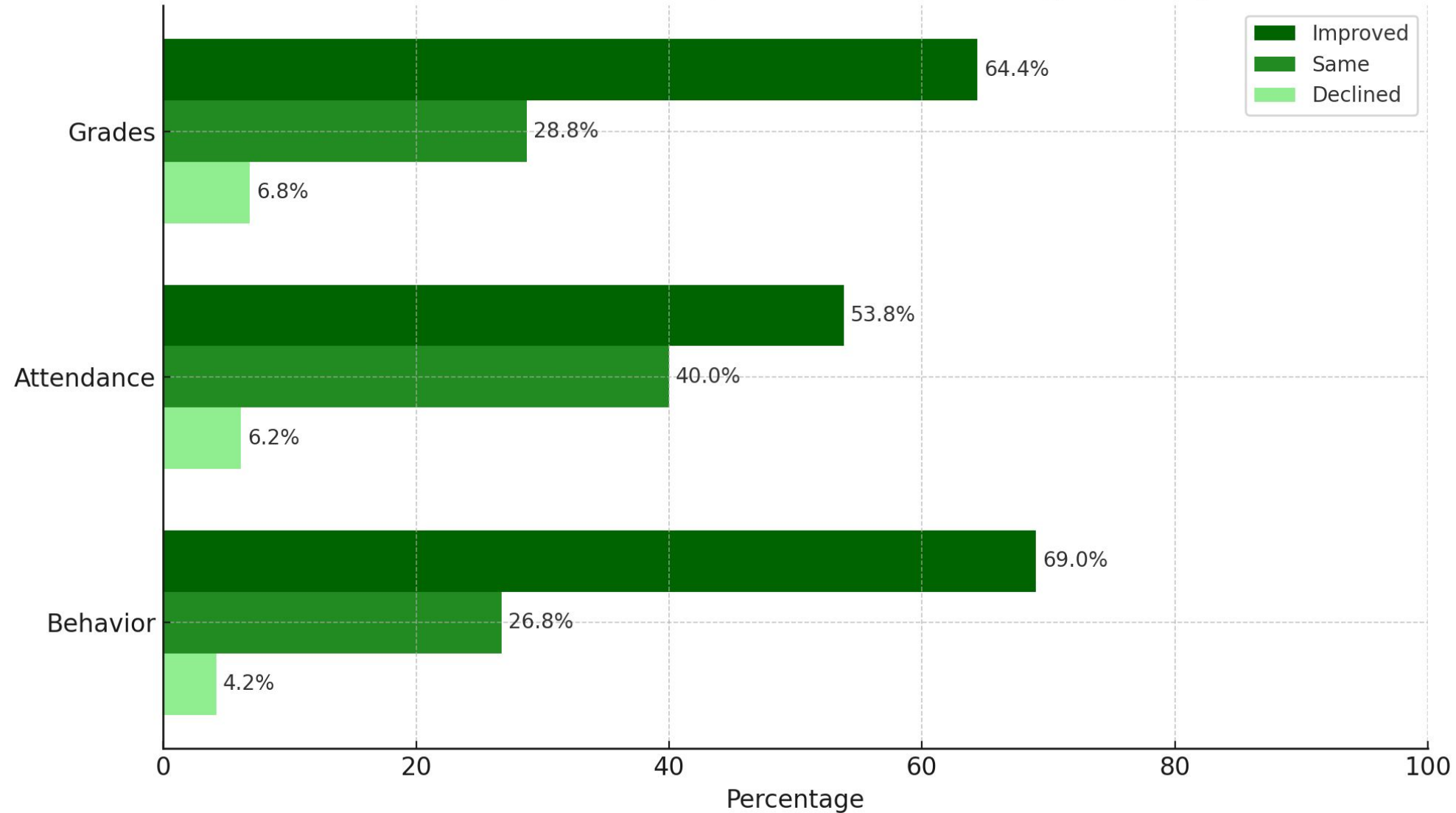
A **chart** comparing growth area ratings between **Parent** and **Enrollment** survey responses:

- There is clear alignment on strengths like **Future Orientation** and shared opportunities for growth in **Self-Discipline and Responsibility**.



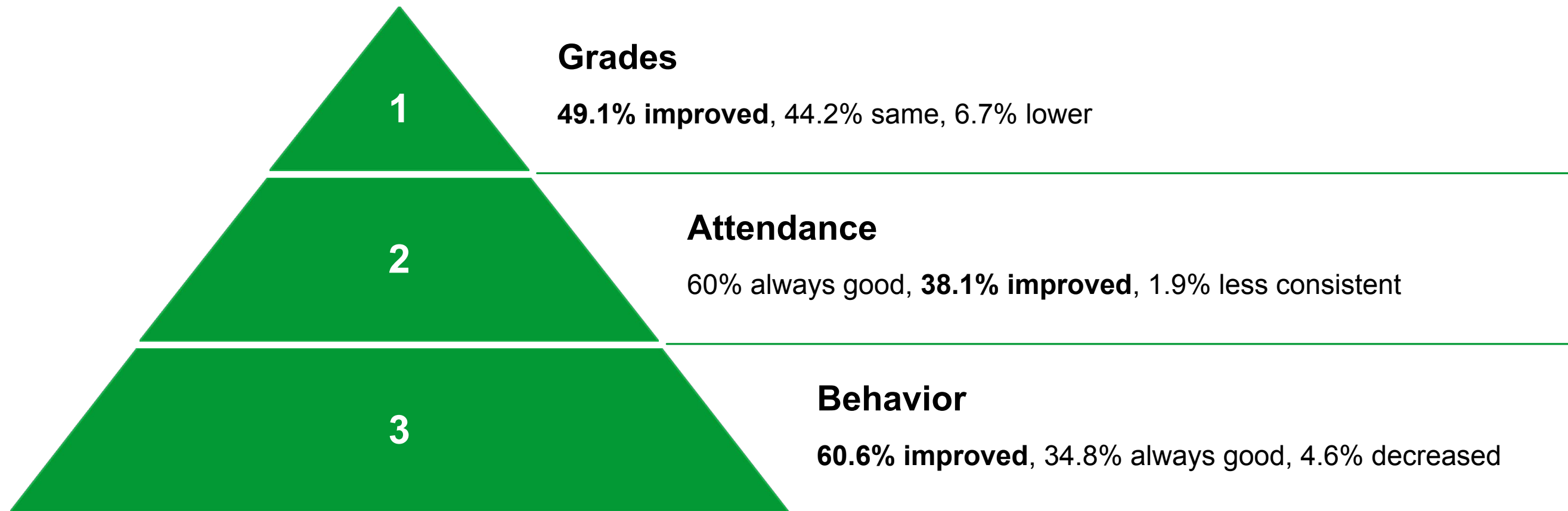
Student Survey Results

Grades, Attendance, and Behavior Changes (in %)



- **Grades** – Most students report that their **grades have improved** since joining The Village.
- **Attendance** – A strong portion reports **improvement or consistency** in attendance.
- **Behavior** – A majority indicate their **behavior has improved**, supporting The Village’s impact on social-emotional growth.

Parent-Mentor Perspectives



- **Grades** – Most caregivers report grades have **improved** or were already **strong**.
- **Attendance** – While some students have always had good attendance, many parents noted it has **improved**.
- **Behavior** – A large majority report **improved behavior**, validating The Village's positive influence.

Parent / Mentor Testimonials



“I feel the Village has helped my son grow in many ways. The big part is he now has a male figure. Even Ms. Manaal helps me as a single mother. I tell people about this program all the time.”

“My son could not wait to get older so he could go with his brother. He has so much fun and tells me all about what they do every Saturday. He is making more friends so it is good.”

“The program has been impactful in helping [this student] open up more about himself and his life with his mother... He realizes he is not the only one who has experienced hardships with a parent.”



The Village Impact



Mentorship is working—

students feel seen, supported, and confident.



Saturday programming amplifies impact—

Deeper satisfaction, pride, and growth track with program participation.



Core values aren't just words—

they're a lived reality shaped by attendance, engagement, and achievement.



Community Partnerships Overview



These partnerships are the cornerstone of The Village's success, enabling us to broaden our reach and deepen our impact within the community.



Our valued partners:

- Black Nurses Association
- Mentors in Motion
- Rides N School Supplies
- University of Missouri - St. Louis
- Channel 4 News
- Dexter's Art Studio
- Reggie Murphy's Boxing

Collaborating for change:

- Barnes Jewish College - Goldfarb
- Youth Friendly Learning STL
- Forged by Fitness LLC
- Alpha Phi Alpha Fraternity
- Metro Theater
- Clippers and Cops
- Leon Hite III

Extending our reach:

- BGG Foundation
- Washington University School of Medicine
- Chef Bae
- RoQ Body Academy
- St. Louis Art Museum (SLAM)
- St. Ann Police Station
- Washington University - Black Law Student Association

Annual Community Events



Our diverse calendar of annual events provides unique opportunities for education, engagement, and community building, reflecting The Village's broad impact.



Law Symposium

Empowering legal minds and fostering justice within the community.



Health Symposium

Promoting wellness, education, and access to vital health resources.



Seasonal Family Events

Building stronger families through joyful celebrations and shared experiences.



Mentor Wellness Events

Supporting the well-being and growth of our dedicated mentors.



Automotive Symposium

Driving innovation and career opportunities in the automotive industry.



Volunteerism

Inspiring action and serving our community through collective effort.



St. Louis Art Museum Symposium

Exploring creativity, culture, and artistic expression with local youth.



Government / Civics Symposium

Engaging citizens in civic discourse and community leadership.

Be the Difference. Join The Village.



Every young person deserves a community that sees them, supports them, and believes in their potential. At The Village, we make that happen—but we can't do it alone.

Donors help sustain the programs that keep students learning, growing, and thriving.

Volunteers give time, presence, and energy to show students they matter.

Mentors build life-changing relationships that shape the future, one conversation at a time.

Now is the time to invest in our youth. Join The Village. Change a life. Transform a community.

www.thevillage314.com

**SAVE
THE
DATE**

**OCT. 18
2025
4PM-7PM**

**THE VILLAGE
10 YEAR
ANNIVERSARY
FUNDRAISER**

**CENTURY ROOMS @ UMSL
MILLENNIUM STUDENT CENTER**

**17 ARNOLD B GROBMAN DR,
ST. LOUIS, MO 63121**